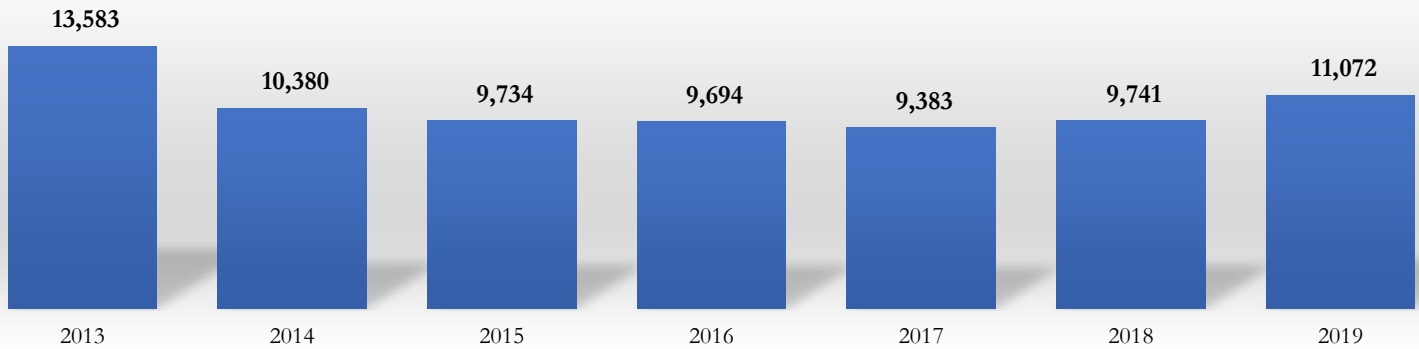




The full year 2019 Road Transport Data compiled by the National Bureau of Statistics (NBS) covered 36 states of the federation inclusive of the Federal Capital Territory (FCT) which reflected that 11,072 road crashes occurred in 2019 with 35,981 Nigerians injured. Speed violation was reported as the major cause of road crashes as this accounted for 48% of the total road crashes reported, followed by wrongful overtaking at 9% while poor weather and driving under alcohol/drug influence recorded the least of the total road crashes at 0.36% respectively. The survey also revealed that a total of 791,627 national drivers' licenses and 757,341 number plates for different vehicles were produced in 2019.

## Number of Road Crashes from 2013 - 2019



Source: National Bureau of Statistics (NBS). Kairos Capital Research

Year 2017 had the lowest record of road crashes with only 9,383 reported cases with 5,121 fatalities. 2013 emerged as the year with the highest record of road crashes in Nigeria resulting to the death of 6,544; the highest number of deaths recorded during the periods in view.

Number of car accidents has been following a downward trend from 2013-2106 before increasing by 3.82% in 2018 and 13.66% in 2019.

## ROAD ACCIDENT IN 2019

In 2019, there was a total number of

# 11,072

crashes



Road crashes in 2019 had a total number of

# 79,301

People involved



A total number of

# 35,981

People were injured



A total number of

# 5,483

people were killed in the crashes that occurred in 2019

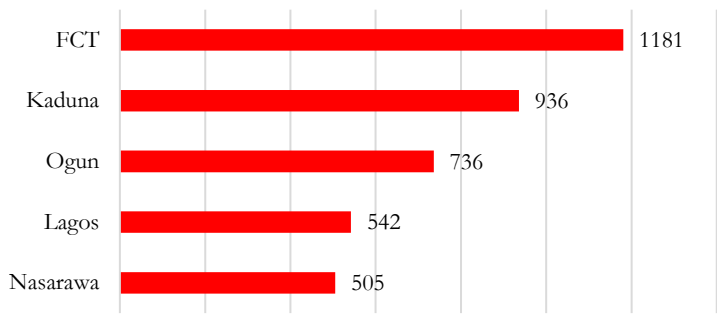


Source: National Bureau of Statistics (NBS). Kairos Capital Research

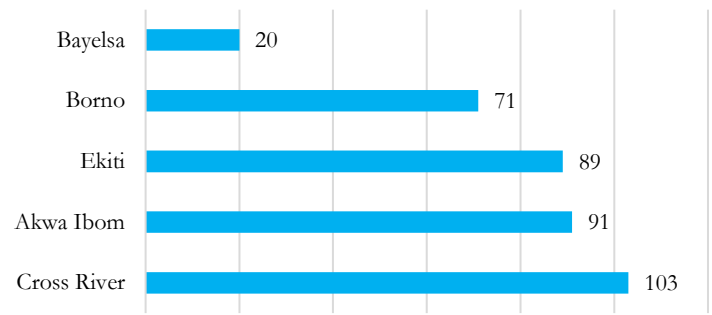
Of the 11,072 road crashes that occurred in Nigeria in 2019, a total of 5,483 Nigerians got killed of which 5,059 were adults while 424 were children

The sex distribution of people killed in road crashes in 2019 was 4,255 Nigerian males (78%), and 1,228 Nigerian females (22%)

### States with the Highest Road Accident Case in 2019

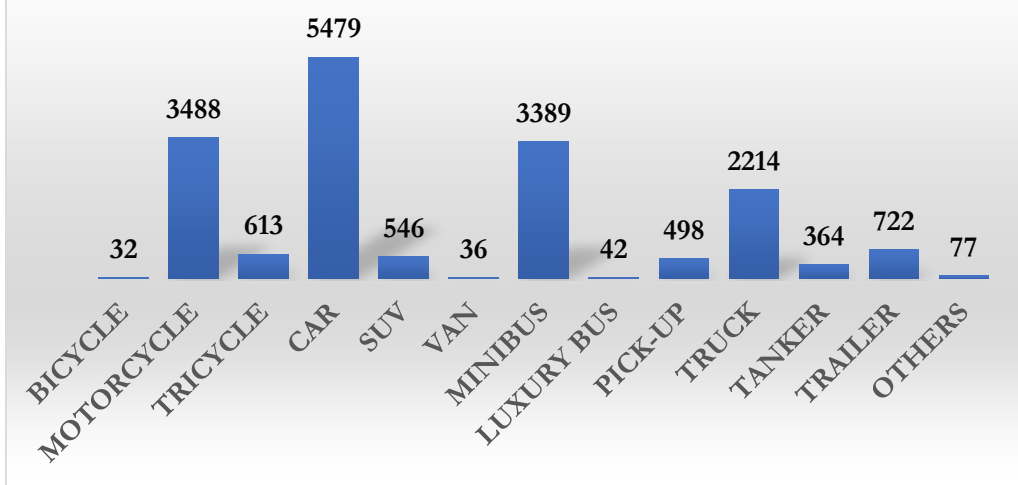


### States with the Lowest Road Accident Case in 2019



Source: National Bureau of Statistics (NBS). Kairos Capital Research

### Number of Vehicles Involved in Road Traffic Crashes in 2019



CATEGORY OF VEHICLES INVOLVED IN ROAD TRAFFIC CRASHES IN 2019	
PRIVATE	5,972
COMMERCIAL	11,319
GOVERNMENT	204
DIPLOMAT	5
<b>TOTAL</b>	<b>17,500</b>

Source: National Bureau of Statistics (NBS). Kairos Capital Research

A total of 17,500 vehicles were involved in road traffic crashes in 2019. Cars were reported to be the major type of vehicles involved in road crashes and it accounted for 31% of the vehicles involved in road crashes reported followed by Motorcycles and Minibuses as they both accounted for 20% and 19% respectively. Data on the category of vehicles involved in road crashes in 2019 reflected that 64.68% of the vehicles were commercial (11,319), 34.13% were private (5,972), 1.17% were government (204) and diplomats with (5) vehicles involved.

In the report, it was recorded that most of the road crashes occurred in December; 11.38% of the total crashes in 2019 while the least number of road crashes was recorded in February; 6.47% of the total number of crashes in 2019.

### Road Crashes on Monthly Basis in 2019

